



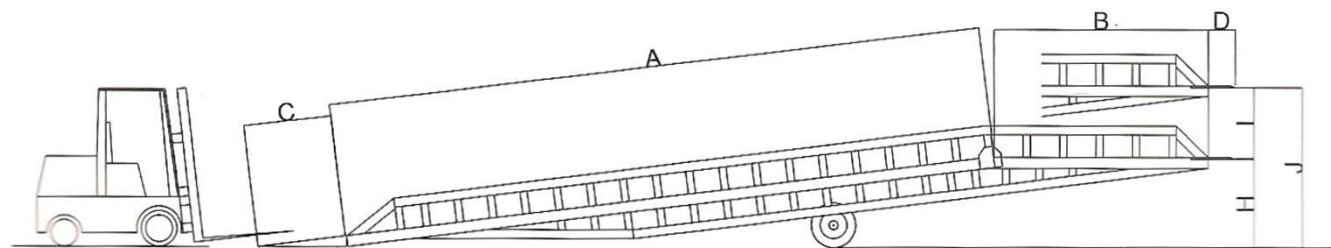
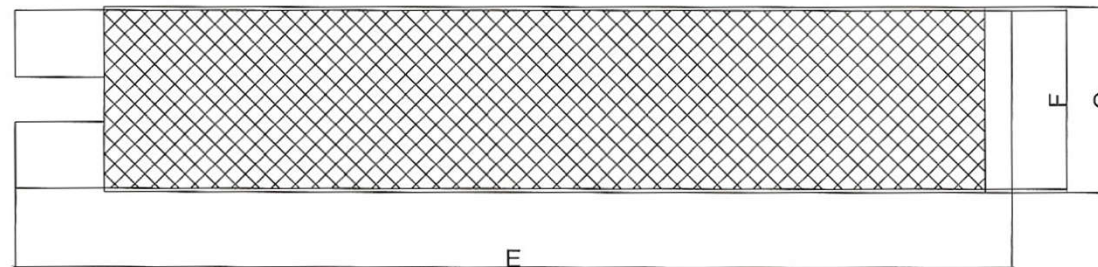
**Dock ramps
2017**

Universal hydraulic dock ramp - 1 (2)



- Manual hydraulic power, without external power supply
- Shaking hand pump - ramp Angle increases, open hydraulic valve - Angle decrease
- Different heights

Universal hydraulic dock ramp - 2 (2)




Model	Capacity	L x W						Work Height			
		A	B	C	D	E	F	G	H	I	J
DCQ6-0.8	6000	7000	2200	1000	300	10500	2000	2080	1000	800	1800
DCQ8-0.8	8000	7000	2200	1000	300	10500	2000	2100	1000	800	1800
DCQ10-0.8	10000	7500	2400	1000	300	11200	2000	2100	1000	800	1800

Leg Type dock ramp - 1 (3)

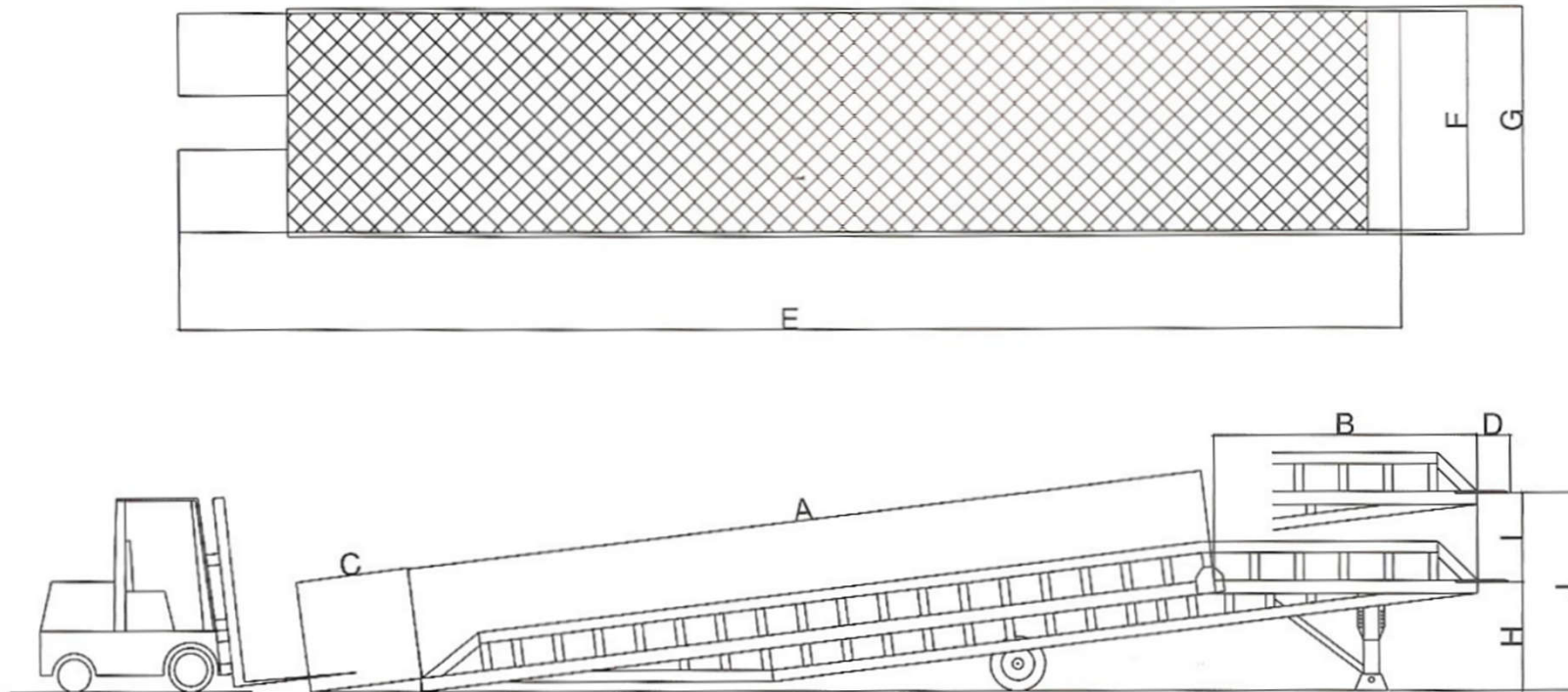


Product support ability is stronger, more stabile, more convenient operation, use life Ensurer a long life

Leg Type dock ramp - 2 (3)



Leg Type dock ramp - 3 (3)



Model	Capacity	L x W							Work Height		
		A	B	C	D	E	F	G	H	I	J
DCQY6-0.5	6000	7000	2200	1000	300	10500	2000	2080	1200	500	1700
DCQY8-0.5	8000	7000	2200	1000	300	10500	2000	2100	1200	500	1700
DCQY10-0.5	10000	7500	2400	1000	300	11200	2000	2100	1200	500	1700

Dock ramp according to customer special requirements



Girder beams structure, mesa can design according to customers special requirements to galvanized, and beautiful appearance, durable, convenient movement.

Piecewise dock ramp



Sectional climbing trolley, can according to customer's actual demand, designed to break up the two stages or higher or more sections of independent platform, unique connection structure, easy to tear open outfit, easy to transport and storage.

Heavy type dock ramp



Heavy type vehicle bridge, professional technical force, can be designed as you required deadweight, meet your requirements



Special type dock ramp



Extended widened, climbing trolley, special structure platform slope extended widened, mesa structure change, as long as you have requirements, we can do it for you.



Combination type dock ramp



Combination climbing trolley, the combination of multiple platforms, suitable for any ground handling operation, bring you a safer and more convenient transport of goods.



Fixed type ramps – 1 (2)



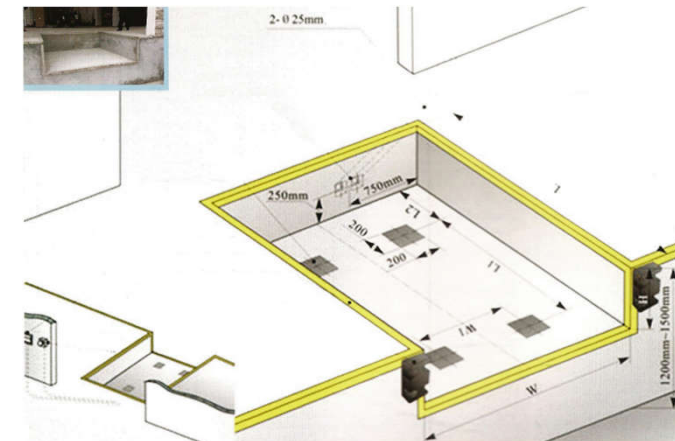
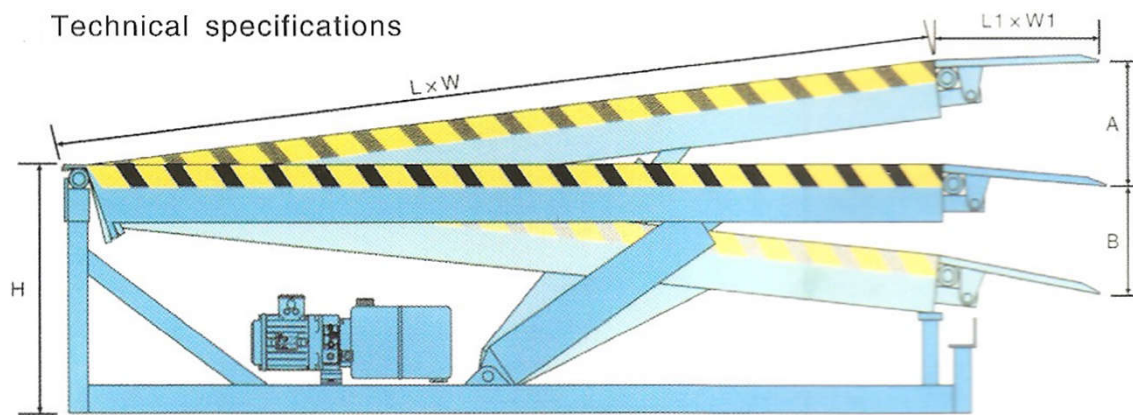
- All hydraulic power, a single button control. Easy to operate, reliable operation
- Safety protection on both sides of the skirt to protect your feet
- Lip plate and car always closely match platform and with long shaft lip plate splicing, fully ensure the high strength and long life
- Attached overhaul safety pole and cushion



Fixed type ramps – 2 (2)



Technical specifications



Model	Capacity	L x W	Lip width	travel		Motor power	Pit size		
				上傾	下傾		L	W	H
DCG6-0.55	6000	2000 x 2000	400	300	250	0.75	2080	2040	600
DCQ6-0.7	6000	2500 x 2000	400	400	300	0.75	2580	2040	600
DCQ8-0.55	8000	2000 x 2000	400	300	250	0.75	2080	2040	600
DCQ8-0.7	8000	2500 x 2000	400	400	300	0.75	2580	2040	600
DCQ10-0.55	10000	2000 x 2000	400	300	250	0.75	2080	2040	600
DCQ10-0.7	10000	2500 x 2000	400	400	300	0.75	2580	2040	600

Thank you for your time!
Questions?



May we prepare an offer for you ?

Ain Adamson
Chairman

Okeanos LC OÜ

Võru 15A, 50111 Tartu, Estonia

Tel: +372 5120470

ain.adamson@okeanos.ee